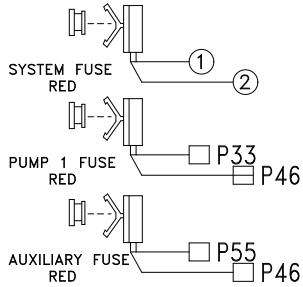
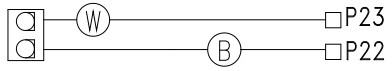
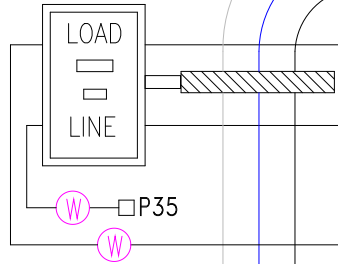


Light Receptacle



HIGH CURRENT GFCI

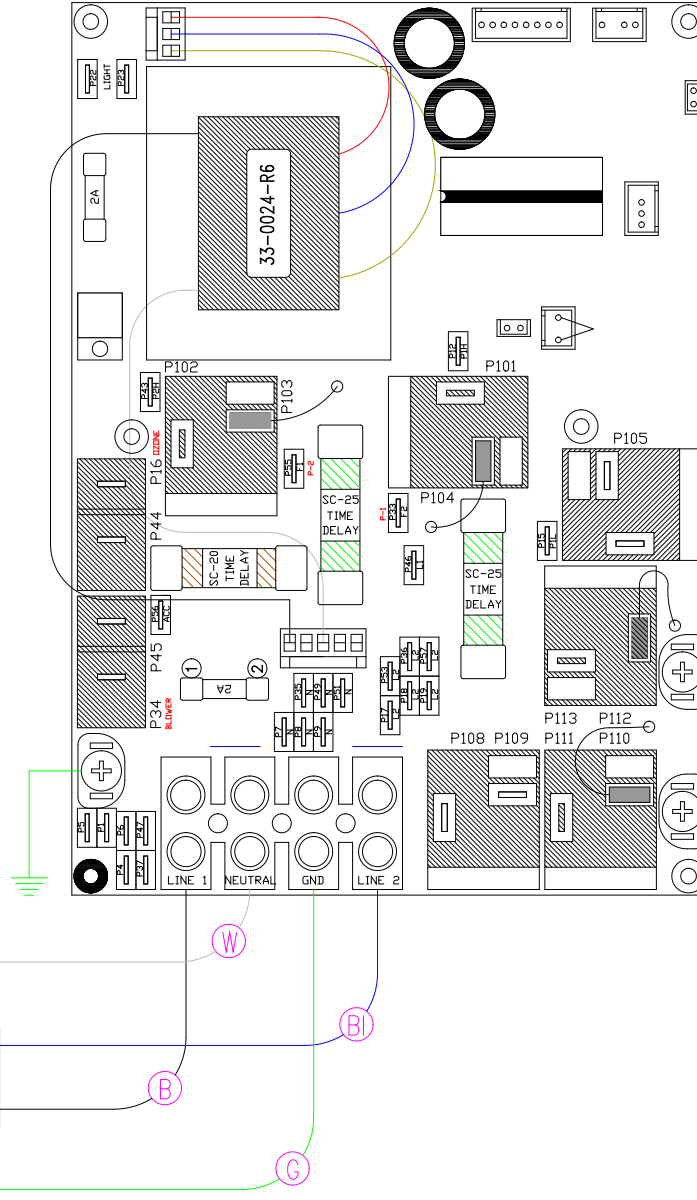


NEUTRAL

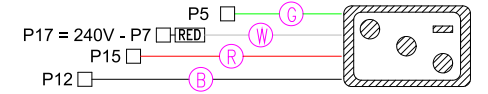
LINE 2

LINE 1

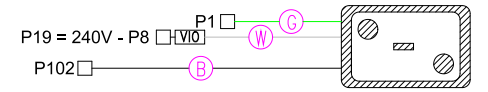
GROUND



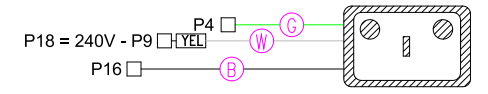
Pump 1 (RED Receptacle)



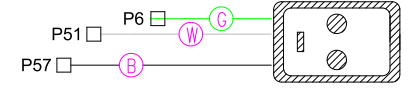
Pump 2 (PINK Receptacle)



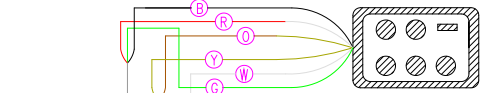
Ozone (YELLOW Receptacle)



120V Hot Accessory (GREEN Receptacle)



Heater 6-Pin (BLACK Receptacle)



Heater 3-Pin (BLACK Receptacle)



HYDRO-QUIP
CORONA, CA (951) 273-7575

Manufacture Notes:

Drawn	Rev	Wire Color Code
BH	12	
Date	08.08.06	
Diagram No.	6803	B - Black Br - Brown R - Red O - Orange Y - Yellow G - Green Bl - Blue V - Violet W - White Gr - Gray